



中國忠旺控股有限公司


China Zhongwang Holdings Limited

(於開曼群島註冊成立的有限公司)

股份代號：01333

2014


2014 8 15







2014





**中国忠旺**  
China Zhongwang

[www.zhongwang.com](http://www.zhongwang.com)



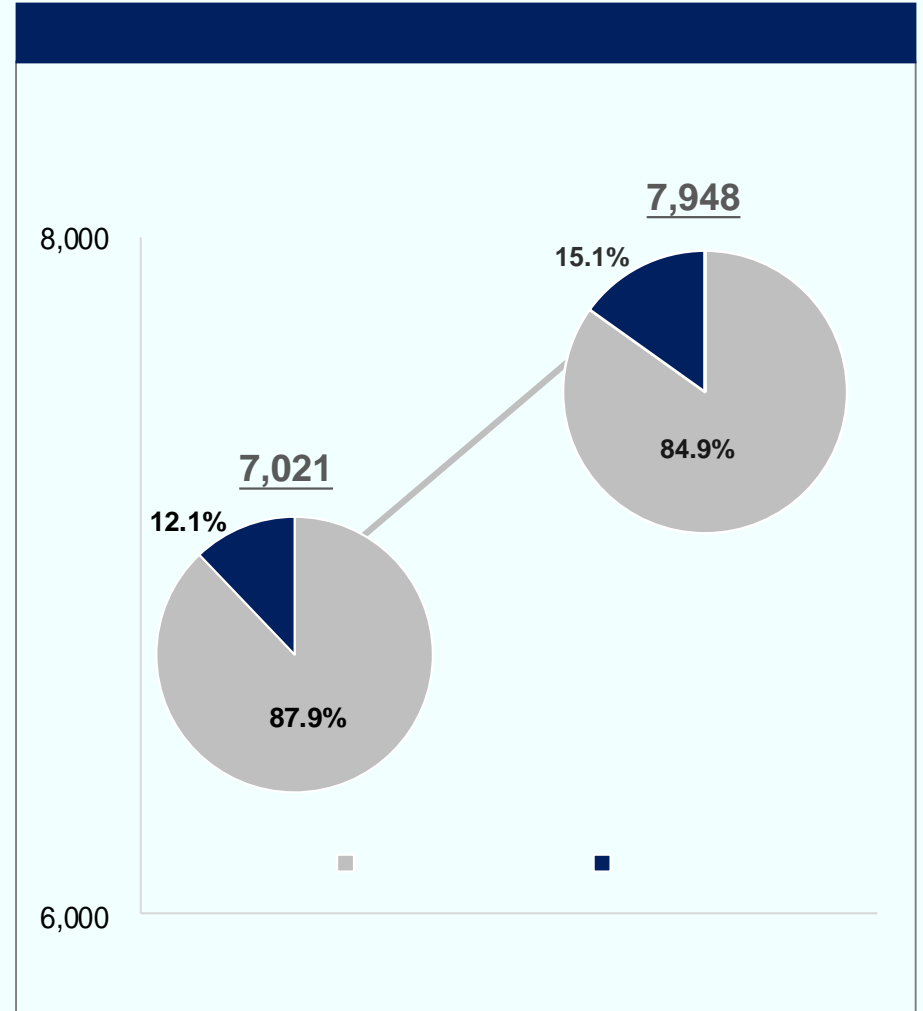
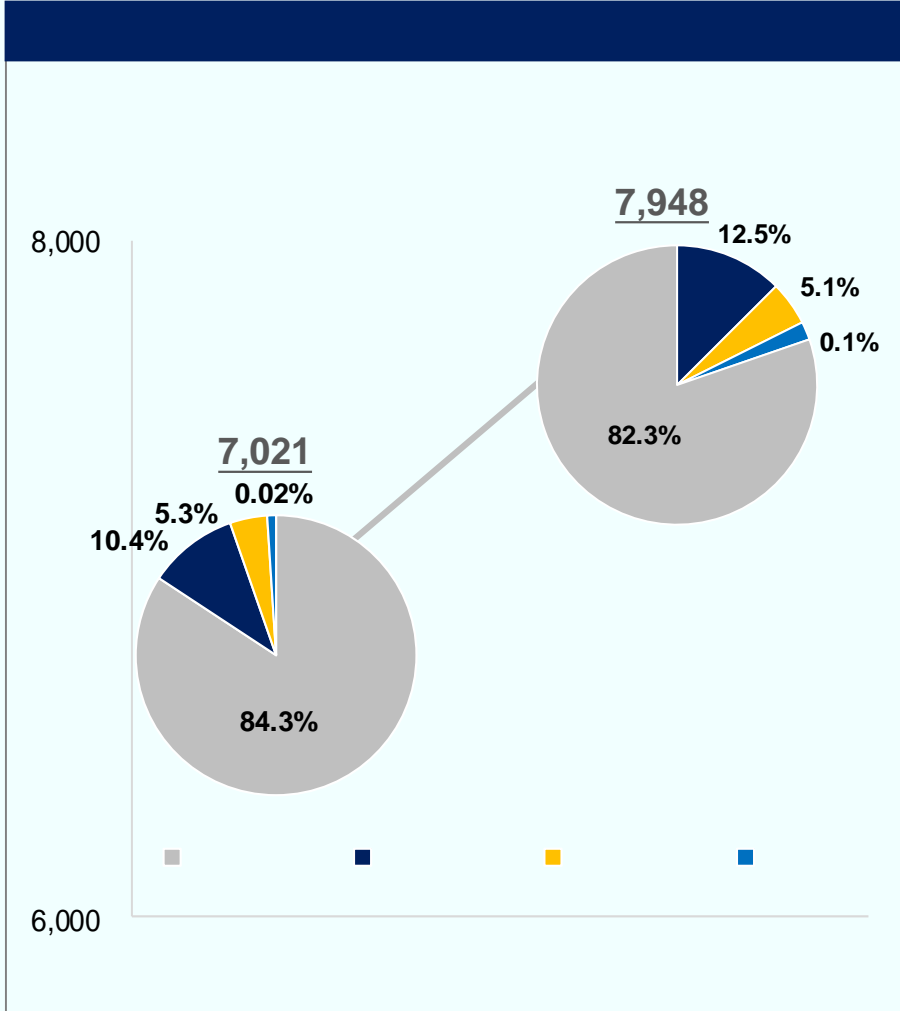
**2014**


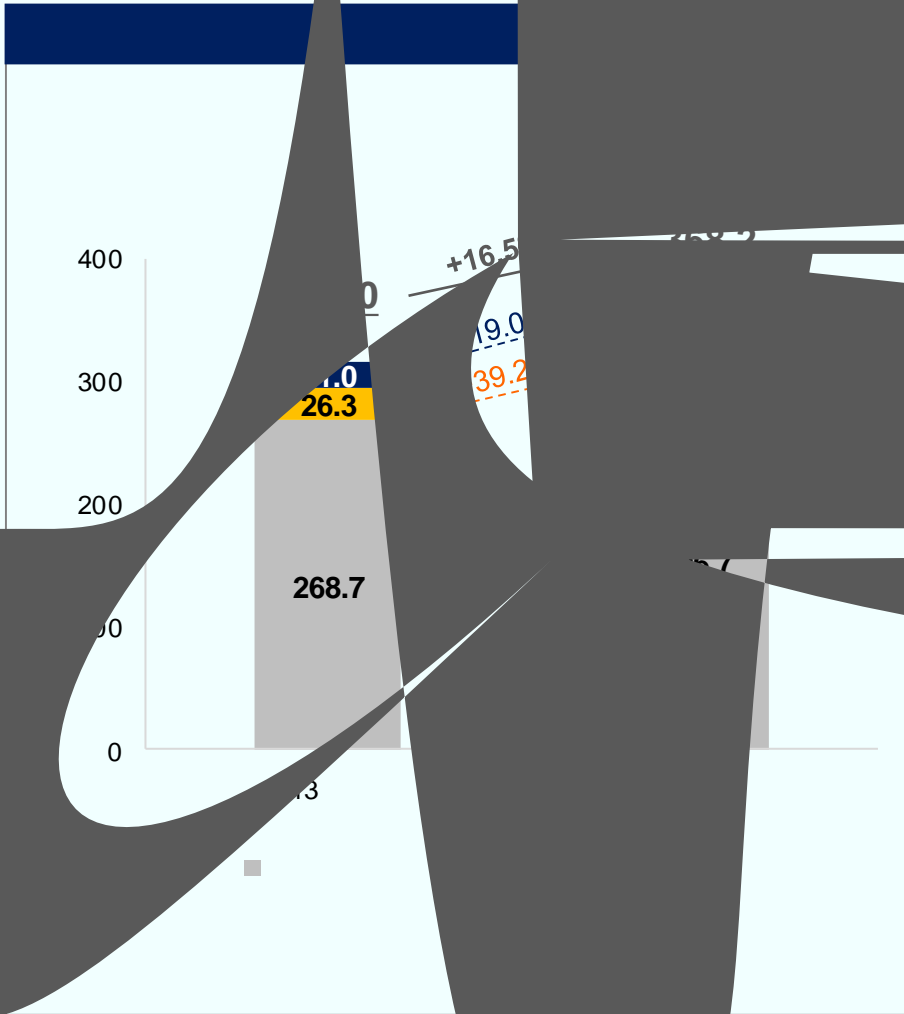
28.2%

6 30 ( )	2013	2014	(%)
	7,021	7,948	+13.2
	1,969	2,244	+14.0
	1,420	1,527	+7.6
	24.5%	16.8%	-7.7 ppt
	1,072	1,271	+18.6
<sup>1</sup> ( )	0.20	0.19	-5.0
( )	N.A	0.06	N.A

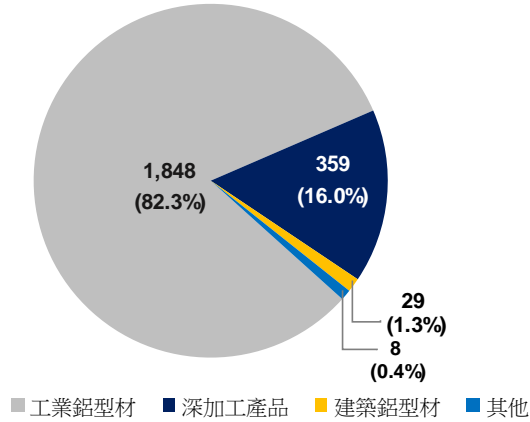
  

%	2013	2014	( )
	28.0	28.2	+0.2
	15.3	16.0	+0.7
(EBITDA Margin)	27.2	26.0	-1.2





2014



28.0%

36.8%

28.0%

11.4%

28.2%

36.1%

28.2%

7.2%

2013

2014

22,213

27,821

22,027

17,587

2013

21,560

27,188

21,338

16,058

2014

9,407

15,015

9,221

4,781

2013

10,021

15,649

9,799

4,519

2014



( )	2013	2014
1	25	16
2	138	164
3	136	111

( )	2013 12 31	2014 6 30
	40,353	48,797
4	10,886	16,177
	19,639	23,582
(%) <sup>5</sup>	51.3%	51.7%

1. 
$$= (365/2) * (( \quad + \quad ) / 2)$$
2. 
$$= (365/2) * (( \quad + \quad + \quad + \quad ) / 2)$$
3. 
$$= (365/2) * (( \quad + \quad ) / 2)$$
4. 
$$= \quad + \quad + \quad + \quad$$
5. 
$$= \quad * 100\%$$

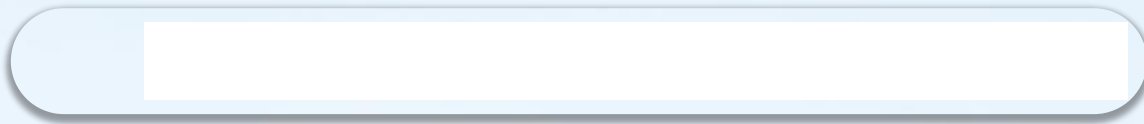
2013 1





**中国忠旺**  
China Zhongwang

[www.zhongwang.com](http://www.zhongwang.com)






2014	
	93
75MN	21
	100
( )	65.4
	306,696
( )	21,338
( )	9,799 /
	28.2%




2014



( )




( )

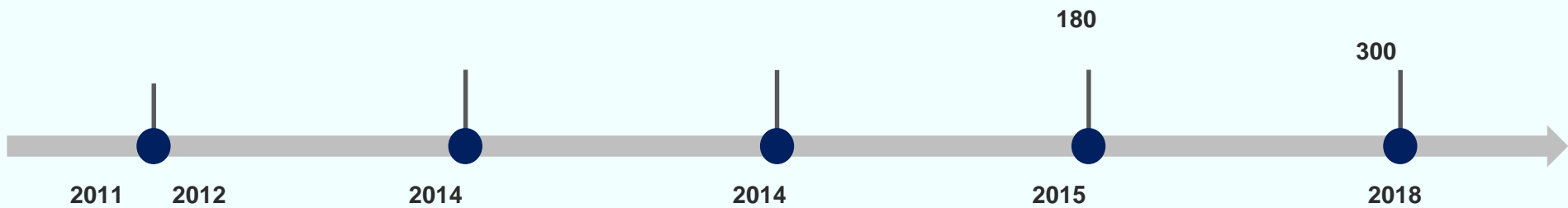




( )





2015	2018	2018
6	4	10
180	120	300



2014  
2.4                      3%

2014 6 30                      795

9.7%

2014  
11

AS9100C

(CCS)




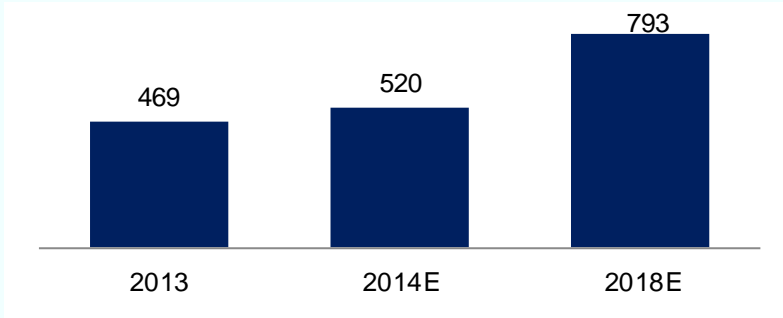
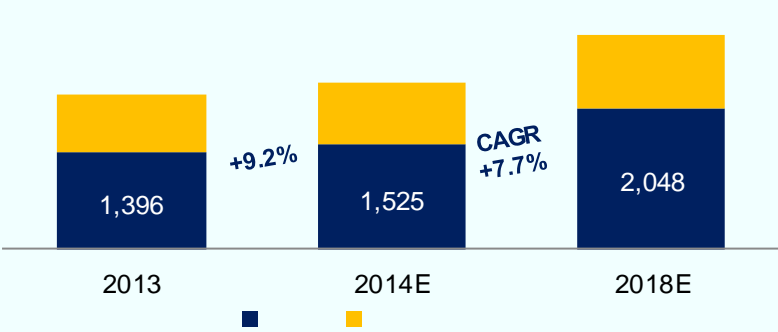
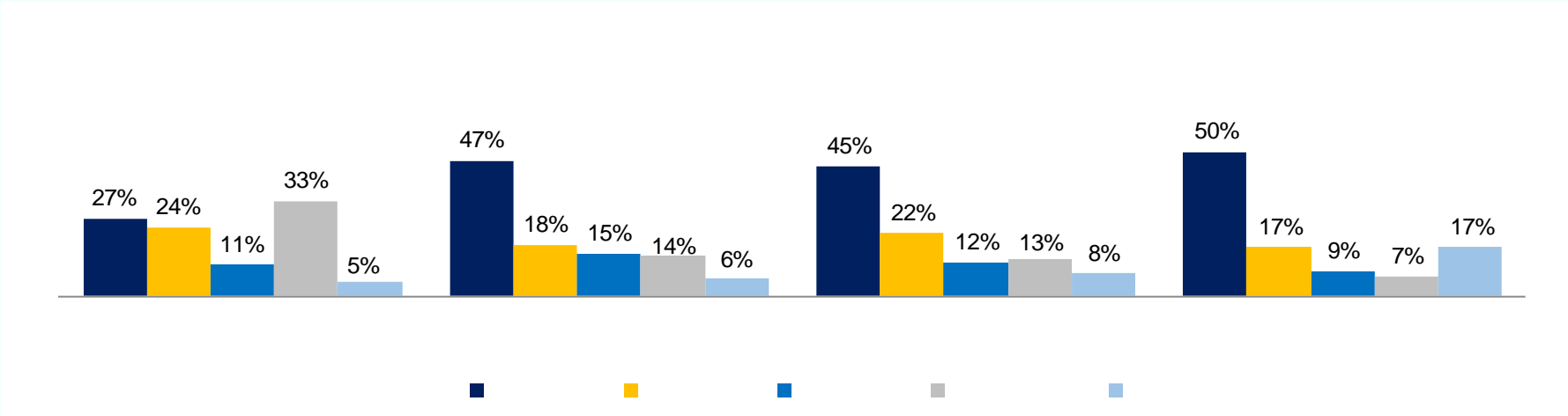



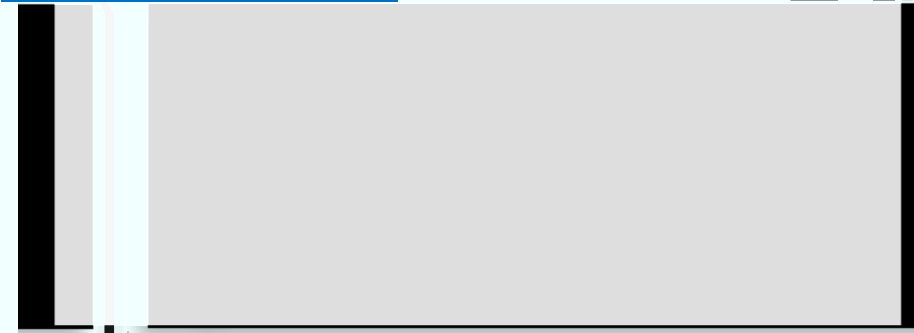
**中国忠旺**  
China Zhongwang

[www.zhongwang.com](http://www.zhongwang.com)



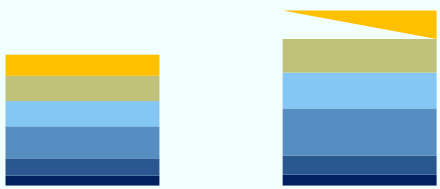








15-20E  
CAGR

- 12% ■
- 13% ■
- 6% ■
- 6% ■
- 7% ■
- 8% ■
- 2% ■
- 2% ■



BCG



10%  
**6%-8%**

2017-2025  
CAFE<sup>1</sup>  
**4.3**

2025  
**20%**

1. CAFE

2015  
**6.9**

2015  
2020  
**8**  
**15**  
GDP

2020  
CO<sub>2</sub>  
130  
**95**  
1  
95  
2025  
CO<sub>2</sub>  
**68~78**

2015 F-150  
**97%**  
**320**

**30%**  
Model S  
Wrangler  
A8  
Corvette  
CLA

加大研發力度  
提升核心競爭力



加大市場開拓力度  
與深度



大力發展深加工程序



繼續落實產能優化  
與擴充計劃



實施高附加值鋁  
延材項目





**中国忠旺**  
China Zhongwang

[www.zhongwang.com](http://www.zhongwang.com)



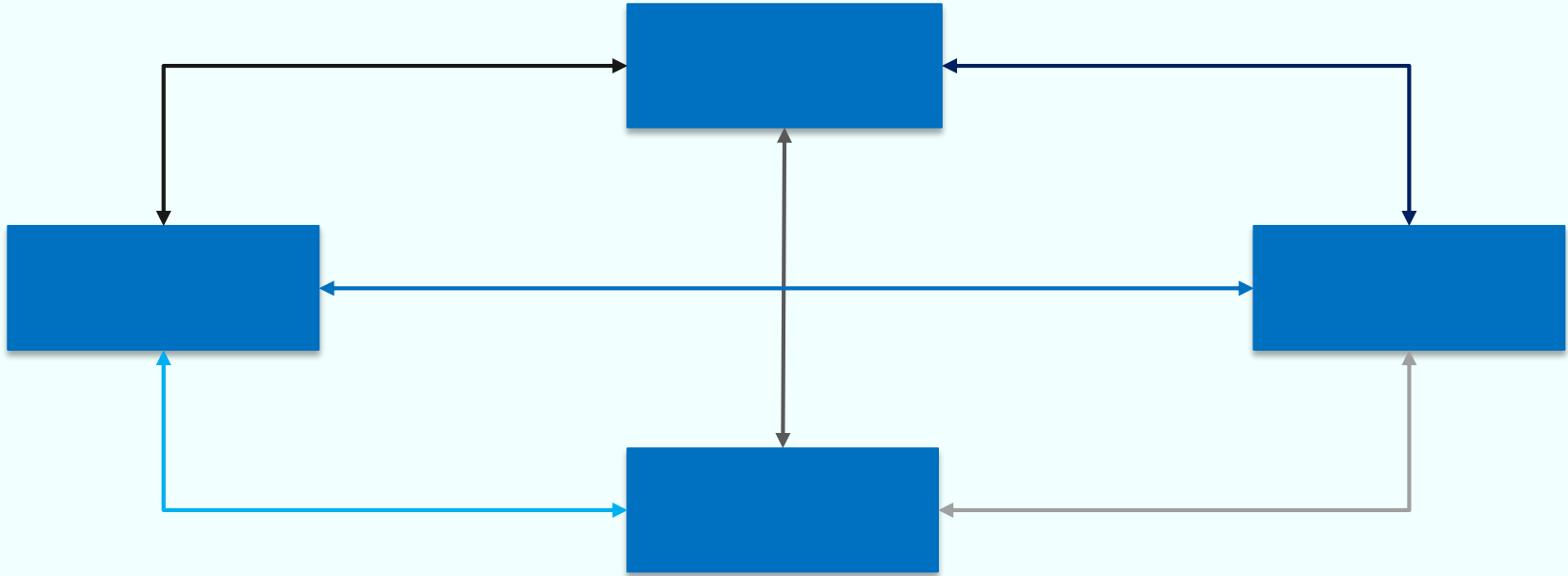


**中国忠旺**  
China Zhongwang

[www.zhongwang.com](http://www.zhongwang.com)

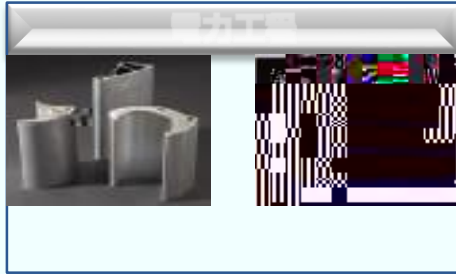
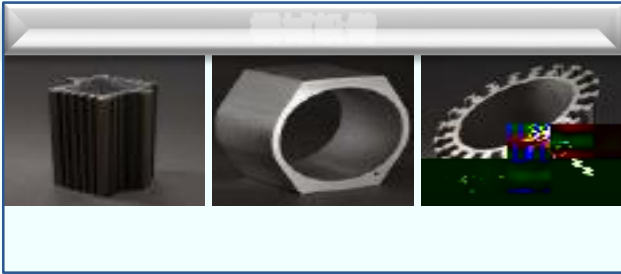
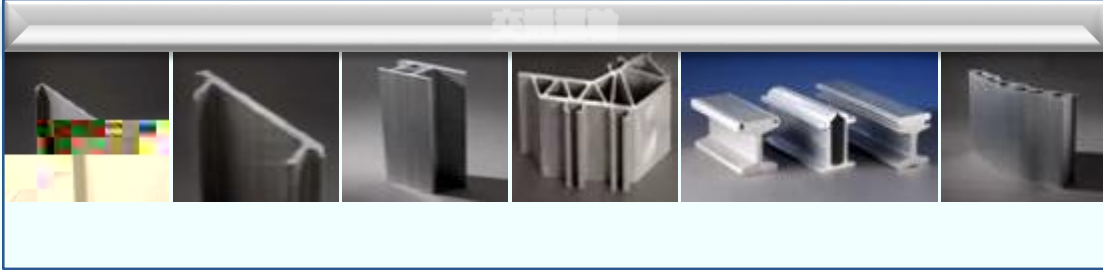






現有產品


工業鋁型材



建築鋁型材



未來產品



有色金屬中，  
**第1**大的產量

(2007 )

38,108,700	17,974,300	8,084,900	349,000
------------	------------	-----------	---------

僅次於鋼，  
**第2**用途最廣泛的金屬

2.7g/cm <sup>3</sup>	7.6g/cm <sup>3</sup>	8.5g/cm <sup>3</sup>
----------------------	----------------------	----------------------

地殼中，  
**第3**豐富的物質

7.3

銅是性能最佳的鋁合金

6-12

10%

8%

100%

20

95%



**中国忠旺**  
China Zhongwang

[www.zhongwang.com](http://www.zhongwang.com)

[www.zhongwang.com](http://www.zhongwang.com)

, [corpcomm@zhongwang.com](mailto:corpcomm@zhongwang.com)